



# LEARN AT CHESTERZOO



## GO WILD



A 5-week learning journey  
(to look after wild life and ourselves)

### EDUCATOR GUIDE - WEEK 3

Welcome to week 3 or day 3 if you are having One Wild Week!

Just like last week we have all the resource links, running order suggestions, discussion topics, useful questions and additional links right here for you to access and share.

This week is going to be **total rubbish!** As we investigate the threats to wildlife. But don't worry it won't be a day of doom and gloom as we investigate the action that can be taken to counteract the threats.

So let's discover what the problems are so that we can work out the solutions.



# LEARN AT CHESTERZOO

## Total Rubbish!

Step	Activity type/curriculum area	Links
<b>1: Introduction</b>	Geography/science	<a href="#">Intro video</a>
<b>2: Mindful moments</b>	Wellbeing/history Get outside and use your senses	<a href="#">Mindful moments</a>
<b>3: Investigate threats to native species</b>	Geography/science Play a game	<a href="#">UK native species threats game</a>
<b>4: The rubbish bit</b>	Science/geography Read about the marine threats Complete the decomposition challenge	<a href="#">Threats to marine species poster</a> <a href="#">Decomposition activity</a>
<b>5: UK zoos working with UK species</b>	Geography/science/literacy/English BIAZA in our hands video Conservation case studies  Creative writing activity	<a href="#">In our hands video</a> <a href="#">Large Heath Butterfly Reintroduction video</a> <a href="#">Pine Marten Reintroduction video</a> <a href="#">Great sundew reintroduction to Cheshire</a> <a href="#">Creative writing activity</a>
<b>6: What we can all do</b>	Science Reduce reuse recycle activity Compost conundrum	<a href="#">Reduce, reuse, recycle</a> <a href="#">Compost conundrum</a>
<b>7: Get outdoors</b>	Science/maths Wildlife survey Litter pick	<a href="#">Wildlife recording sheet</a> <a href="#">Garden bird spotters guide</a> <a href="#">Invertebrate identification</a> <a href="#">15 minute ideas for immersing yourself in local nature (rECOrd)</a> <a href="#">UK birds – food investigation</a>

# LEARN AT CHESTER ZOO

## 8: Time to share

[Facebook](#)

[Twitter](#)

[Recording page](#)

[rECOrd](#)

### Step 1: Introduction video

Today's introduction video will introduce your pupils to the threats faced by species around the world and in the UK. Please ask your pupils to have a pen and paper to hand while watching.

- Share the introduction video

[Intro video](#)

### Step 2: Mindful moments

During previous sessions you have used your senses to get an idea of what is sharing your local environment. Today's activity is slightly different; we will be using our senses again but this time not only be in search of evidence of wildlife, but also evidence of humans.

- Share mindful moments activity

[Mindful moments activity](#)



### Step 3: Investigate threats to native species

Many of us are lucky enough to have gardens, but what role do they play in the lives and threats faced by native species? Our UK native species threats game starts to explore these questions.

- Share native species threats game

[Native species threats game](#)


### Step 4: The rubbish bit

We did warn you that this week would be a bit rubbish and this is the part of the session when we talk actual rubbish, litter. Huge amounts of litter are dropped or escape from bins/tips every day in the UK, Where does it end up and how long will it stay there? Ask your pupils to take a look at the threats to marine species poster and have a go at the decomposition activity.

- Share threats to marine species poster
- Share decomposition activity

[Threats to marine species poster](#)

[Decomposition activity](#)



# LEARN AT CHESTER ZOO

## Step 5: UK zoos working with UK species

Chester Zoo is not alone in thinking that our UK species are important. BIAZA (The British and Irish Association of Zoos and Aquariums) recently highlighted how important the work of UK zoos is for the survival of UK species.

- Share in our hands [VIDEO]

Here at Chester Zoo we're involved in a number of UK species projects and work with lots of different partners.

- Share Large Heath Butterfly Reintroduction [VIDEO]
- Share Pine Marten Reintroduction [VIDEO]
- Share Great Sundew Reintroduction to Cheshire [VIDEO]

We hope that these case studies have inspired your pupils. It is their turn now create their own conservation case study with our creative writing activity. In this activity, your pupils will become conservationists learning about the plight of their chosen species, this could be one we have discussed already or another UK species that they are interested in. (Please do remind your pupils that we have looked at plants and animals) Your pupils will be 'travelling' to the habitat of their chosen species to report back to peers about the threats it faces and what can be done to conserve the remaining populations. We have created example story based on orang-utans and palm oil for inspiration and the creative writing activity sheet explains the structure for their stories as well as providing some tips for story writing.

Of course if you have experienced story writers perhaps you could challenge them to create a piece based on a different style of writing, e.g. newspaper article, script for a play, a transcript for a podcast.

- Share creative writing activity

[In our Hands \[VIDEO\]](#)

[Large Heath Butterfly Reintroduction \[VIDEO\]](#)

[Share Pine Marten Reintroduction \[VIDEO\]](#)

[Great sundew reintroduction to Cheshire \[VIDEO\]](#)

[Creative writing activity](#)

---


## Step 6: What we can all do

Zoos across the UK are working hard for native UK species but we can all make a difference. One of the things that we can do is think about the rubbish we are producing and what we do with it. Does it need to be thrown away? We have created two activities to get you thinking.

- Share Reduce, reuse, recycle
- Share Compost conundrum

[Reduce, reuse, recycle](#)

[Compost conundrum](#)



# LEARN AT CHESTER ZOO

## Step 7: Get outdoors

A great way to wind down after all of today's hard work would be to get outdoors. As we have been talking about rubbish this week why not go on a litter picking walk to take direct action to help wildlife in the local area? Don't forget to share appropriate health and safety guidance with your pupils for this activity. Your pupils may also like to repeat a wildlife survey too.

- Share Wildlife survey links

[Wildlife recording sheet](#)

[Garden bird spotter's guide](#)

[Invertebrate identification](#)

[15 minute ideas for immersing yourself in local nature \(rECOrd\)](#)

[UK birds – food investigation](#)



---

## Step 8: And finally...

We really hope you have enjoyed this third session of our Go Wild programme and are looking forward to session 4. We would love to hear and see what you and your pupils have got up to today so don't forget to share this with us and inspire other educator colleagues.

[Join our Conservation Education & Engagement Facebook Community Group](#)

[Follow us on Twitter](#)

[Follow us on Facebook](#)

Use #GoWildwithCZ

---

## Before you go...

We hope you have enjoyed your third day of our Go Wild programme. Just a reminder before you go that if any of your pupils have questions or if you would like to delve a little deeper into the subject.....

We have created a Go Wild virtual workshop to complement this programme. The session delves a little deeper into the world of our native species and the conservation work that is going on at Chester Zoo. We have designed this interactive session to fit in at any stage of the programme. We also have our 25 minute Ask Chester Zoo workshops that are perfect to give your pupils the opportunity to us directly any questions that may arise during the course of your go wild project For more information about either of these offers please contact

**[learning@chesterzoo.org](mailto:learning@chesterzoo.org)**